

# **2022 St. Albans Township Comprehensive Plan Community Survey**

Saturday, September 10, 2022

**312**

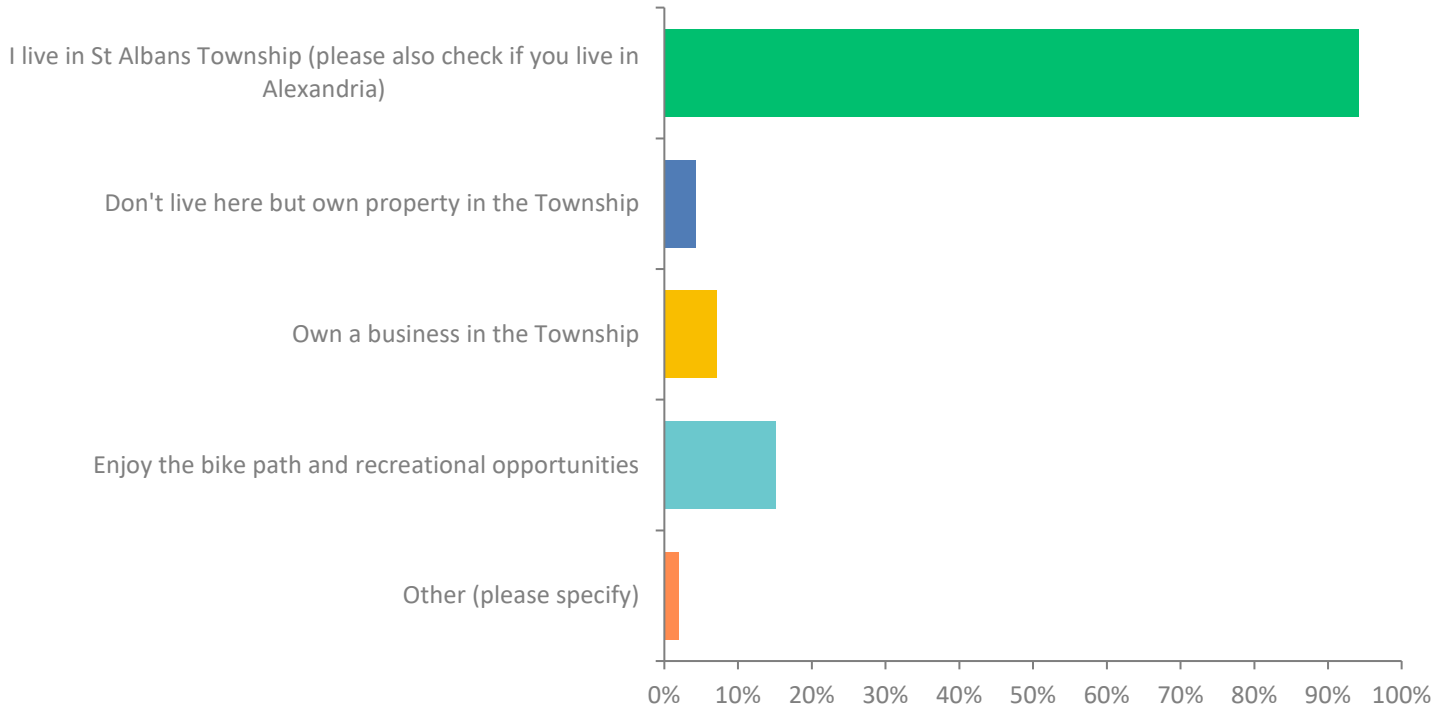
Total Responses

Date Created: Thursday, June 23, 2022

Complete Responses: 312

# Q1: What is your relationship to St. Albans Township/Alexandria?

Answered: 309 Skipped: 3



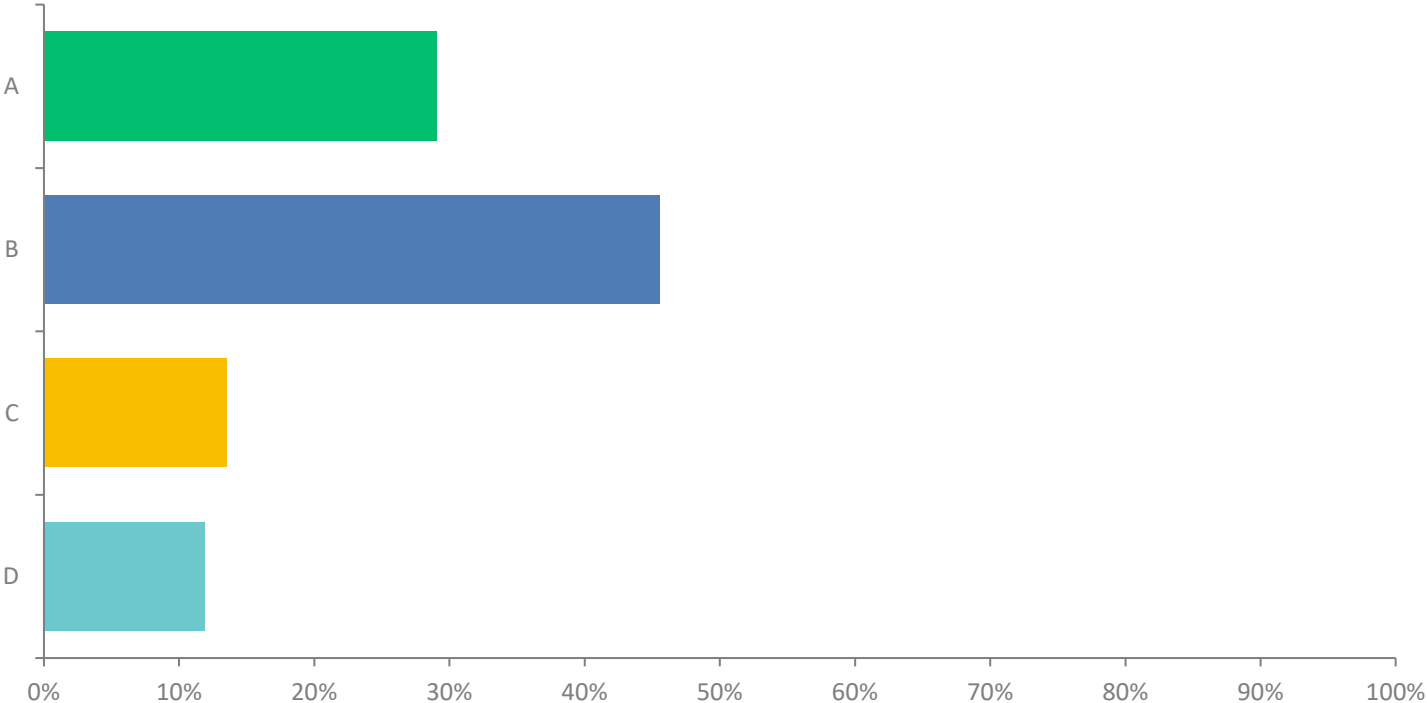
# Q1: What is your relationship to St. Albans Township/Alexandria?

Answered: 309 Skipped: 3

ANSWER CHOICES	RESPONSES	
I live in St Albans Township (please also check if you live in Alexandria)	94.17%	291
Don't live here but own property in the Township	4.21%	13
Own a business in the Township	7.12%	22
Enjoy the bike path and recreational opportunities	15.21%	47
Other (please specify)	1.94%	6
<b>TOTAL</b>		<b>379</b>

# Q2: In what section of the township do you live?

Answered: 303 Skipped: 9



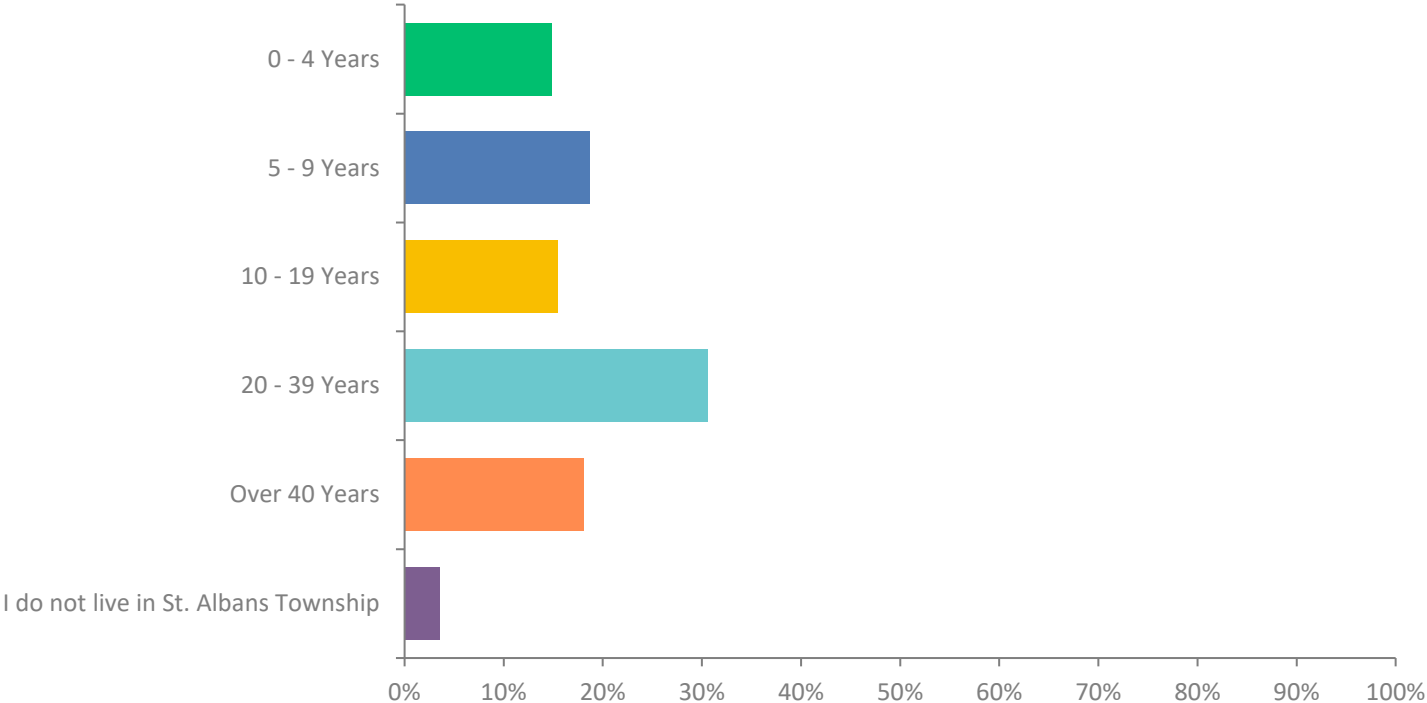
## Q2: In what section of the township do you live?

Answered: 303 Skipped: 9

ANSWER CHOICES	RESPONSES	
A	29.04%	88
B	45.54%	138
C	13.53%	41
D	11.88%	36
TOTAL		303

# Q3: How many years have you lived in St. Albans Township?

Answered: 310 Skipped: 2



### Q3: How many years have you lived in St. Albans Township?

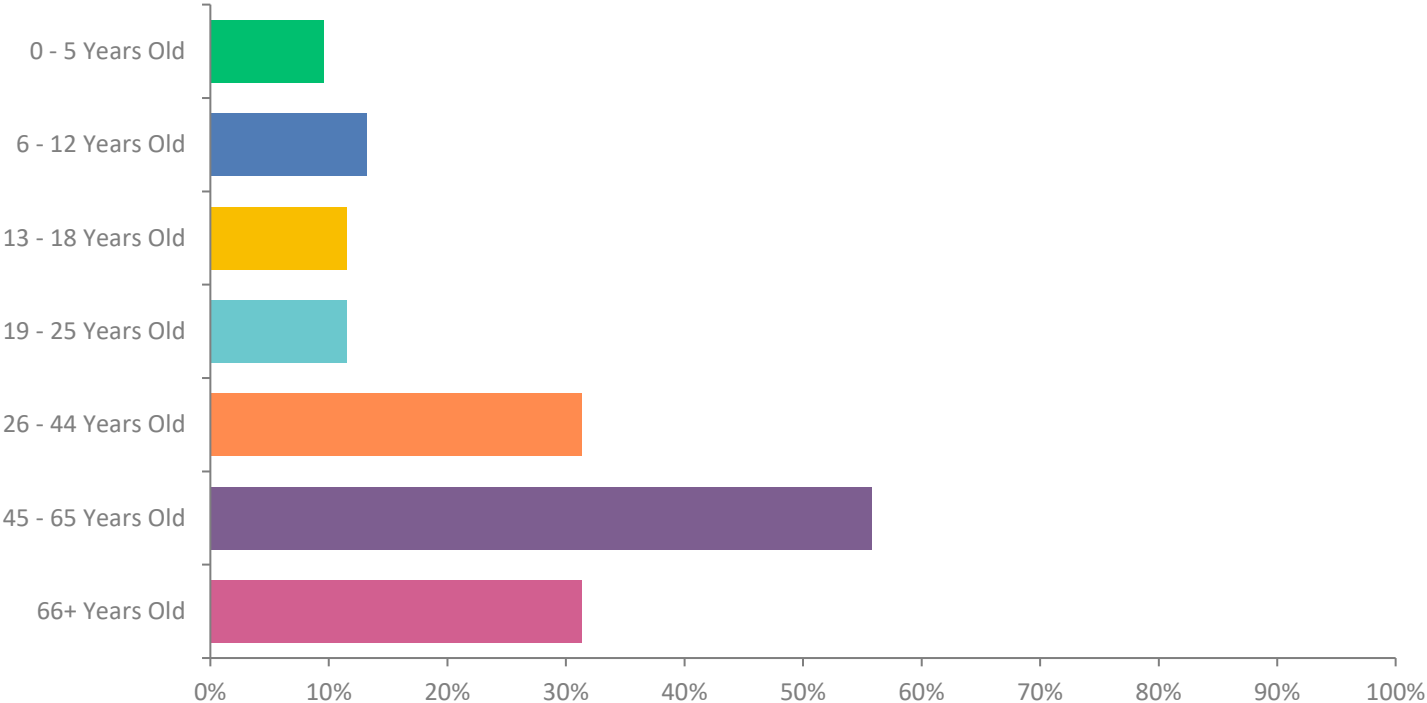
Answered: 310 Skipped: 2

ANSWER CHOICES	RESPONSES	
0 - 4 Years	14.84%	46
5 - 9 Years	18.71%	58
10 - 19 Years	15.48%	48
20 - 39 Years	30.65%	95
Over 40 Years	18.06%	56
I do not live in St. Albans Township	3.55%	11
<b>TOTAL</b>		<b>314</b>



# Q4: What are the ages of those living in your house? Check all that apply.

Answered: 303 Skipped: 9



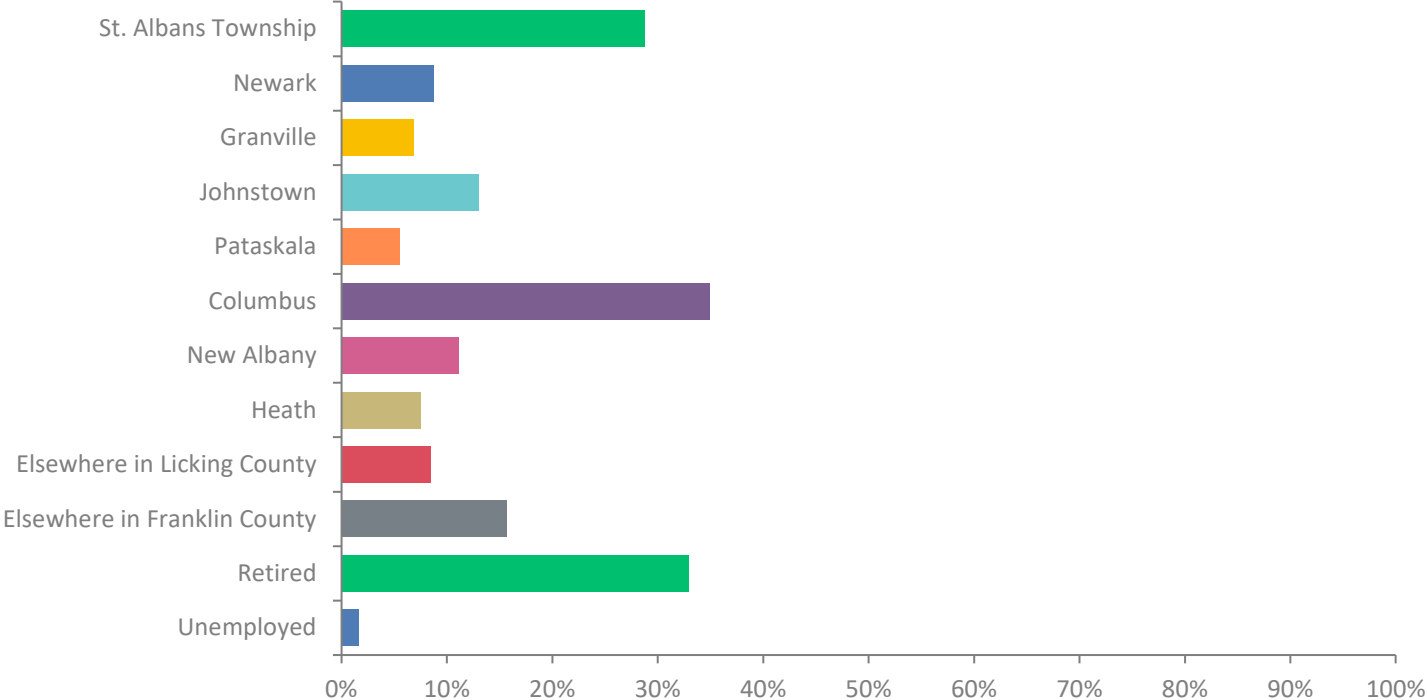
## Q4: What are the ages of those living in your house? Check all that apply.

Answered: 303 Skipped: 9

ANSWER CHOICES	RESPONSES	
0 - 5 Years Old	9.57%	29
6 - 12 Years Old	13.20%	40
13 - 18 Years Old	11.55%	35
19 - 25 Years Old	11.55%	35
26 - 44 Years Old	31.35%	95
45 - 65 Years Old	55.78%	169
66+ Years Old	31.35%	95
TOTAL		498

# Q5: Where do members of your household work? Check all that apply.

Answered: 306 Skipped: 6



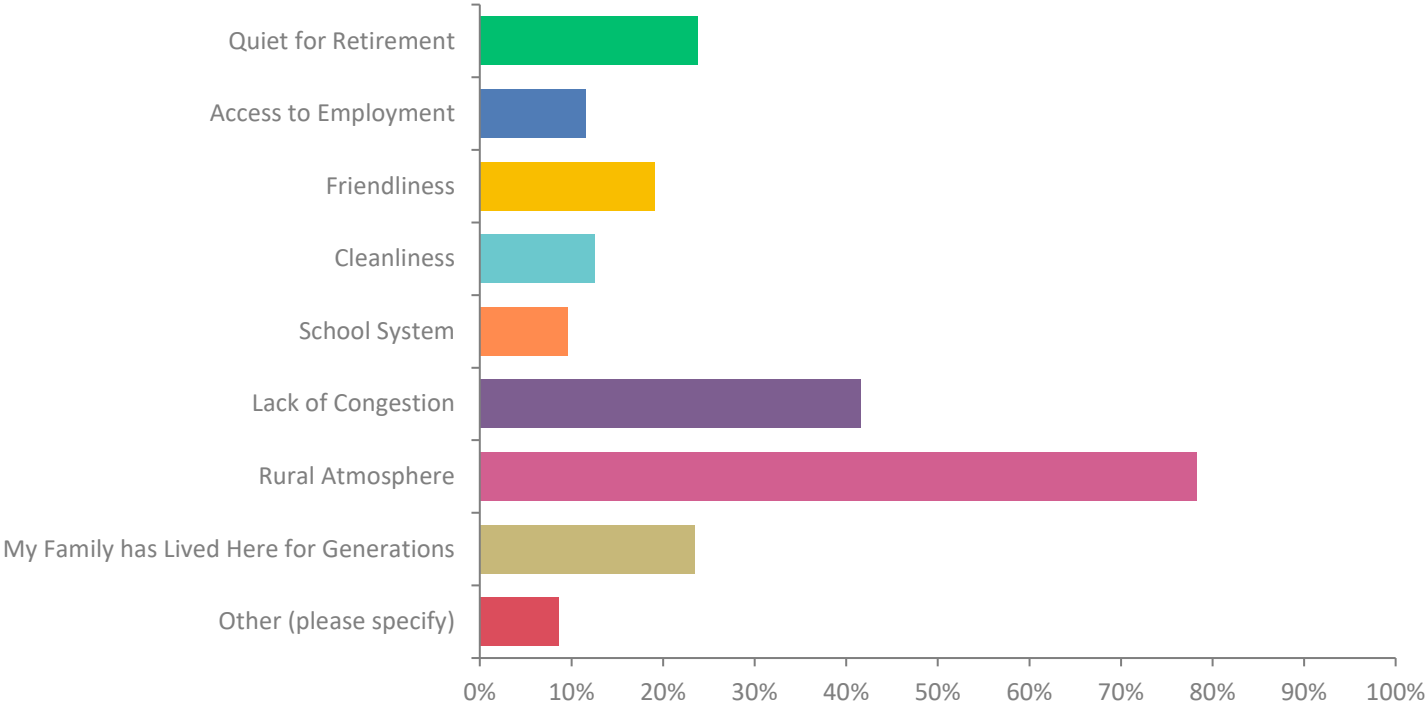
## Q5: Where do members of your household work? Check all that apply.

Answered: 306 Skipped: 6

ANSWER CHOICES	RESPONSES	
St. Albans Township	28.76%	88
Newark	8.82%	27
Granville	6.86%	21
Johnstown	13.07%	40
Pataskala	5.56%	17
Columbus	34.97%	107
New Albany	11.11%	34
Heath	7.52%	23
Elsewhere in Licking County	8.50%	26
Elsewhere in Franklin County	15.60%	48

# Q6: What are the top two reasons you live in St. Albans Township?

Answered: 303 Skipped: 9



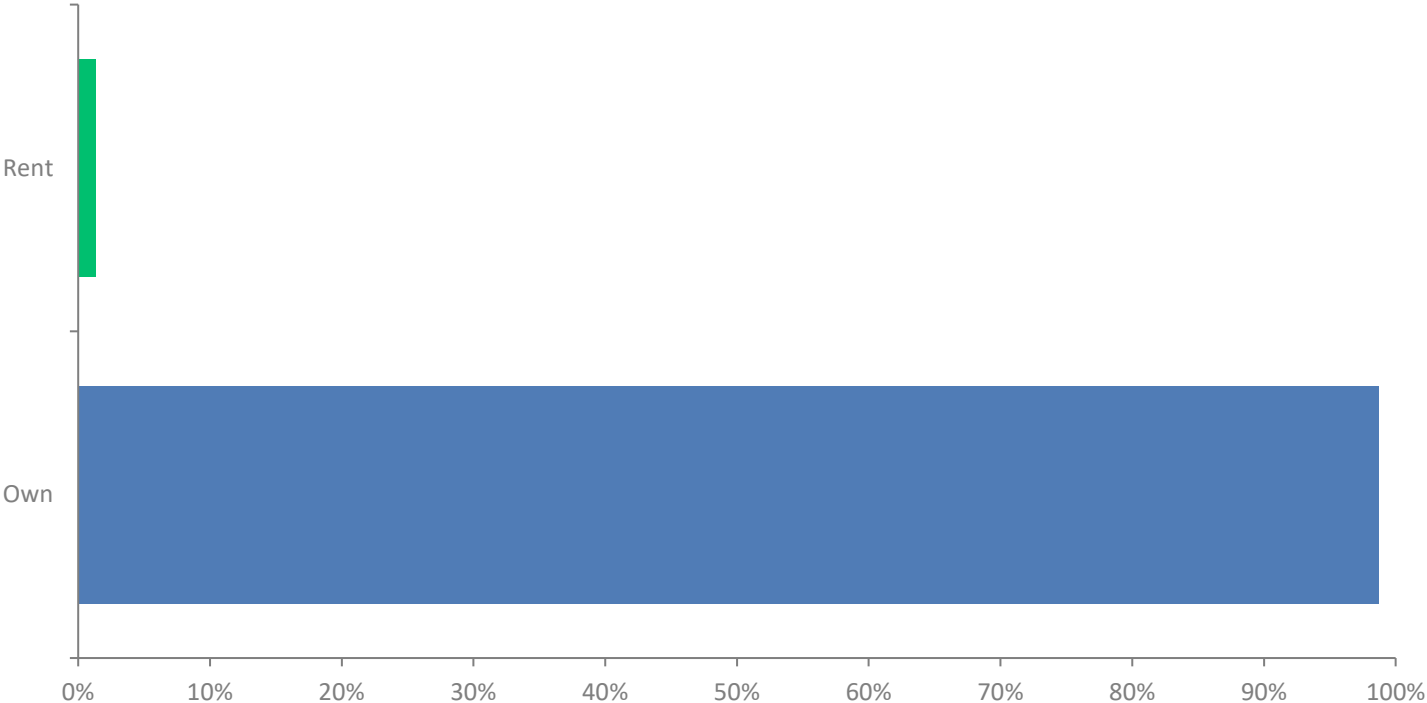
## Q6: What are the top two reasons you live in St. Albans Township?

Answered: 303 Skipped: 9

ANSWER CHOICES	RESPONSES	
Quiet for Retirement	23.76%	72
Access to Employment	11.55%	35
Friendliness	19.14%	58
Cleanliness	12.54%	38
School System	9.57%	29
Lack of Congestion	41.58%	126
Rural Atmosphere	78.22%	237
My Family has Lived Here for Generations	23.43%	71
Other (please specify)	8.58%	26

# Q7: Do you rent or own your home?

Answered: 306 Skipped: 6



## Q7: Do you rent or own your home?

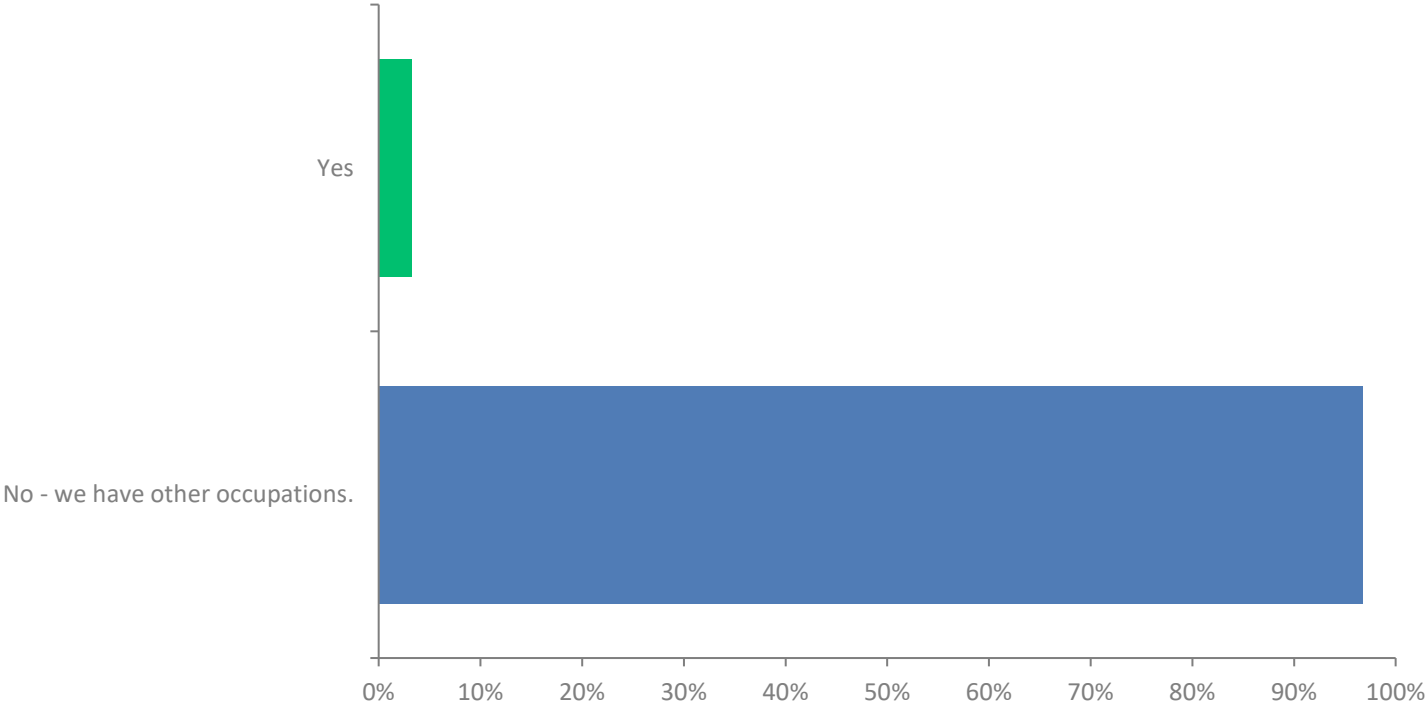
Answered: 306 Skipped: 6

ANSWER CHOICES	RESPONSES	
Rent	1.31%	4
Own	98.69%	302
TOTAL		306



# Q8: Is farming your family's primary source of income?

Answered: 308 Skipped: 4



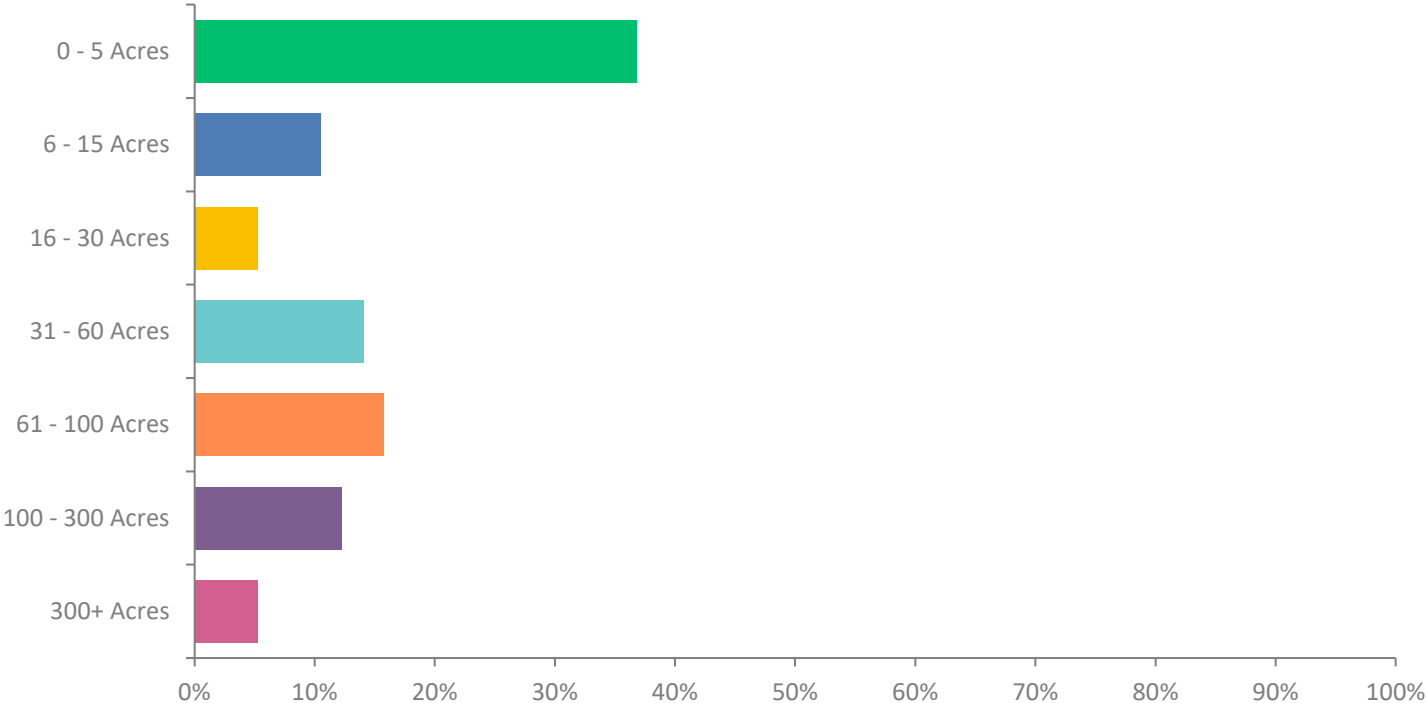
## Q8: Is farming your family's primary source of income?

Answered: 308 Skipped: 4

ANSWER CHOICES	RESPONSES	
Yes	3.25%	10
No - we have other occupations.	96.75%	298
TOTAL		308

# Q9: If you are a farmer, how many acres do you own?

Answered: 57 Skipped: 255



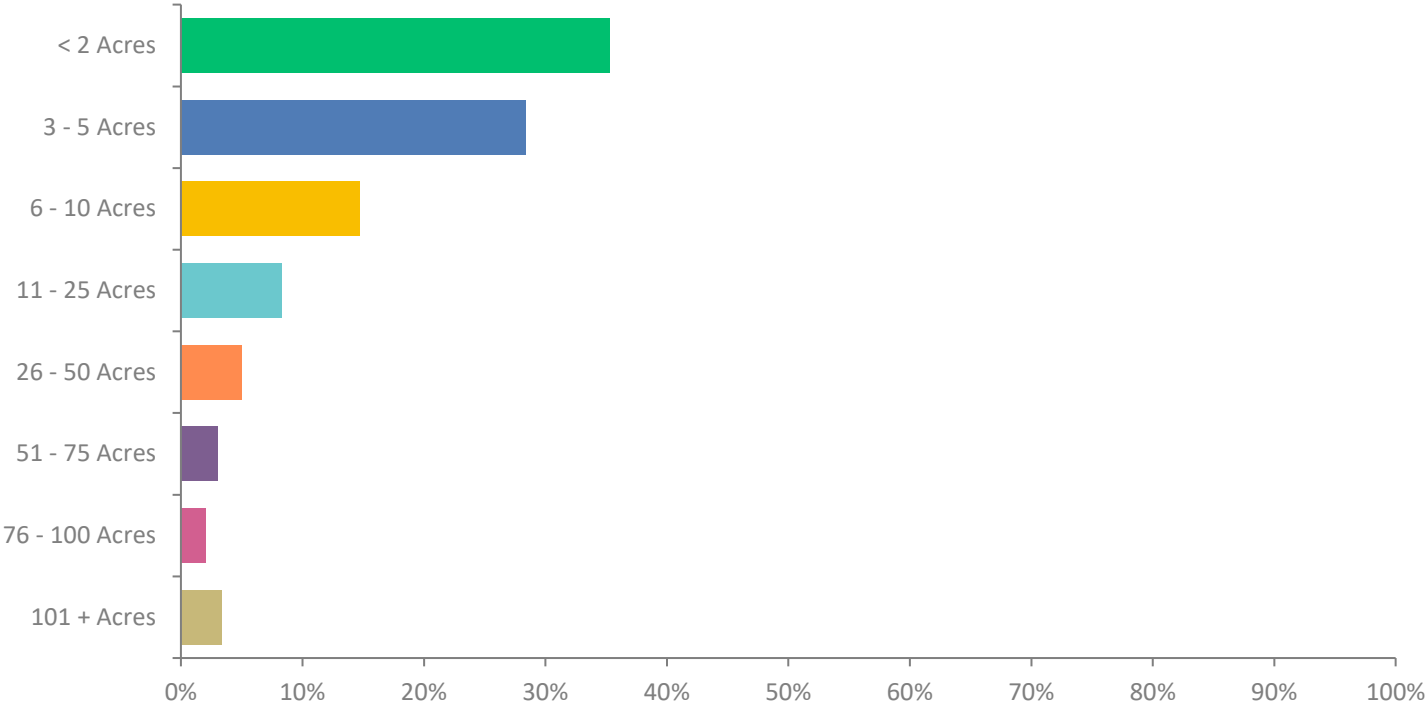
## Q9: If you are a farmer, how many acres do you own?

Answered: 57 Skipped: 255

ANSWER CHOICES	RESPONSES	
0 - 5 Acres	36.84%	21
6 - 15 Acres	10.53%	6
16 - 30 Acres	5.26%	3
31 - 60 Acres	14.04%	8
61 - 100 Acres	15.79%	9
100 - 300 Acres	12.28%	7
300+ Acres	5.26%	3
<b>TOTAL</b>		<b>57</b>

# Q10: How many acres do you own?

Answered: 300 Skipped: 12



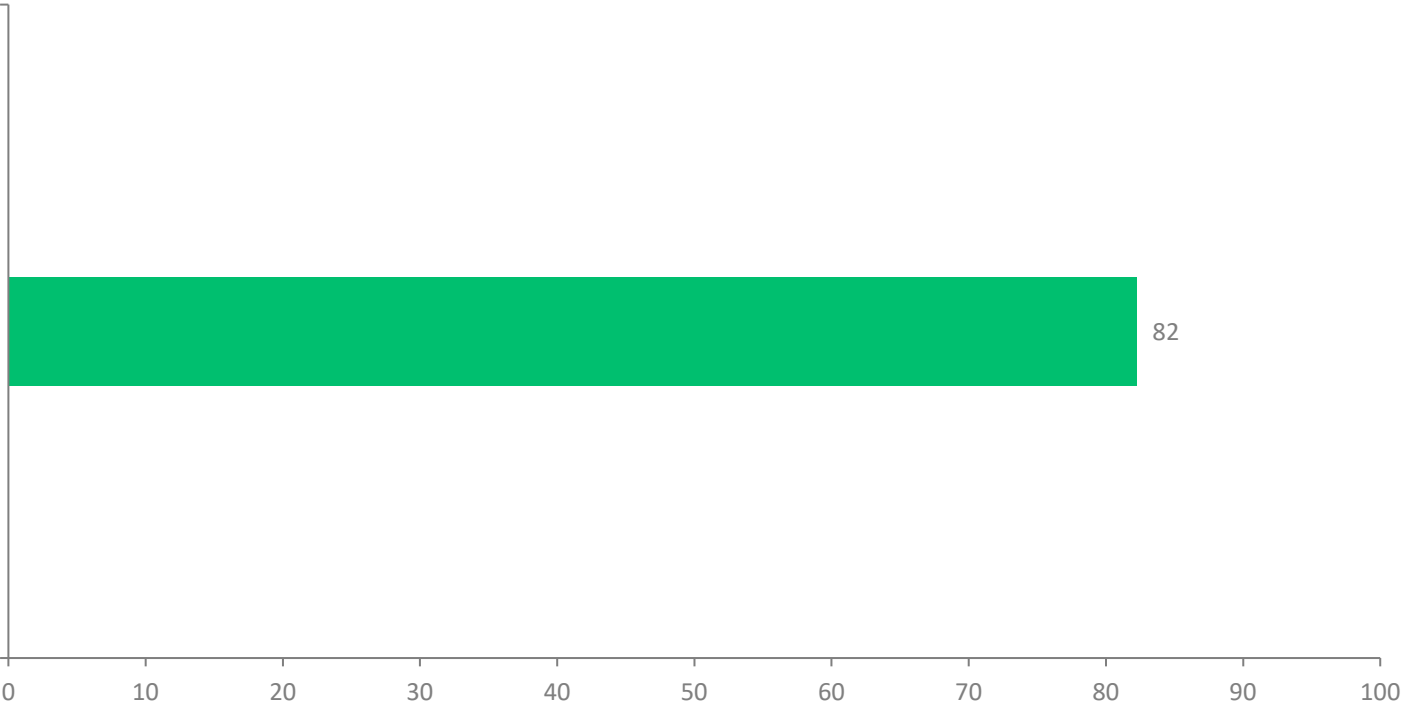
## Q10: How many acres do you own?

Answered: 300 Skipped: 12

ANSWER CHOICES	RESPONSES	
< 2 Acres	35.33%	106
3 - 5 Acres	28.33%	85
6 - 10 Acres	14.67%	44
11 - 25 Acres	8.33%	25
26 - 50 Acres	5.00%	15
51 - 75 Acres	3.00%	9
76 - 100 Acres	2.00%	6
101 + Acres	3.33%	10
<b>TOTAL</b>		<b>300</b>

# Q11: How likely are you to sell your property in the next 12 months

Answered: 304 Skipped: 8



# Q11: How likely are you to sell your property in the next 12 months

Answered: 304 Skipped: 8

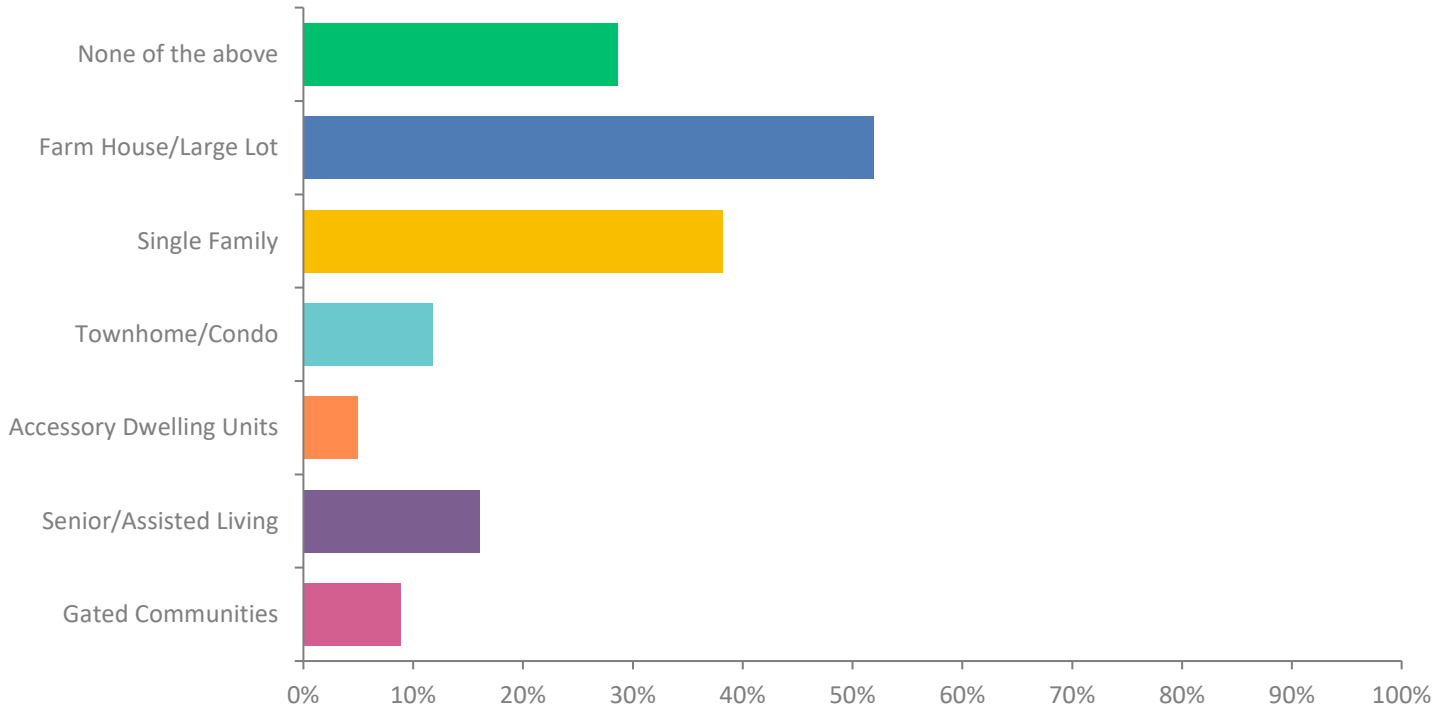
ANSWER CHOICES	AVERAGE NUMBER	TOTAL NUMBER	RESPONSES
	82	24,998	304

---



# Q12: The Township needs more of which type(s) of housing units? Check all that apply.

Answered: 304 Skipped: 8



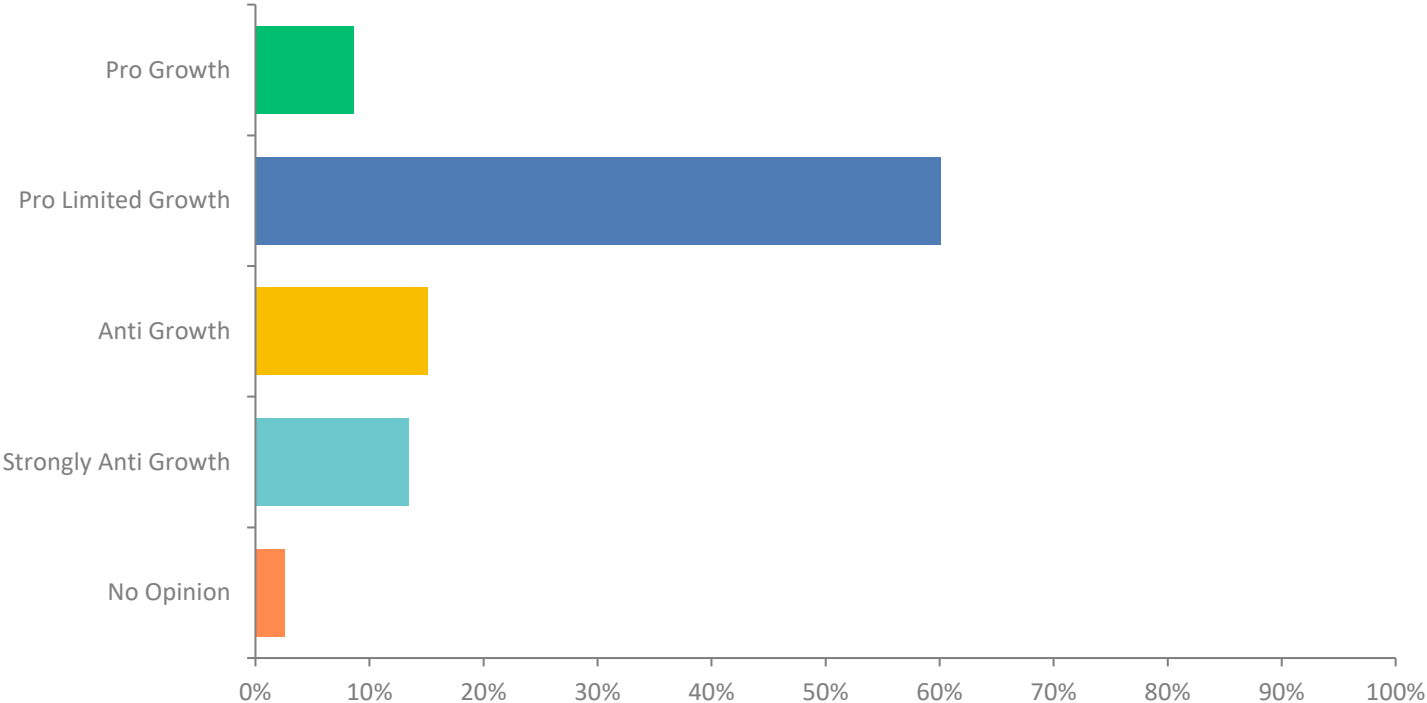
## Q12: The Township needs more of which type(s) of housing units? Check all that apply.

Answered: 304 Skipped: 8

ANSWER CHOICES	RESPONSES	
None of the above	28.62%	87
Farm House/Large Lot	51.97%	158
Single Family	38.16%	116
Townhome/Condo	11.84%	36
Accessory Dwelling Units	4.93%	15
Senior/Assisted Living	16.12%	49
Gated Communities	8.88%	27
<b>TOTAL</b>		<b>488</b>

# Q13: Would You Consider Yourself:

Answered: 311 Skipped: 1



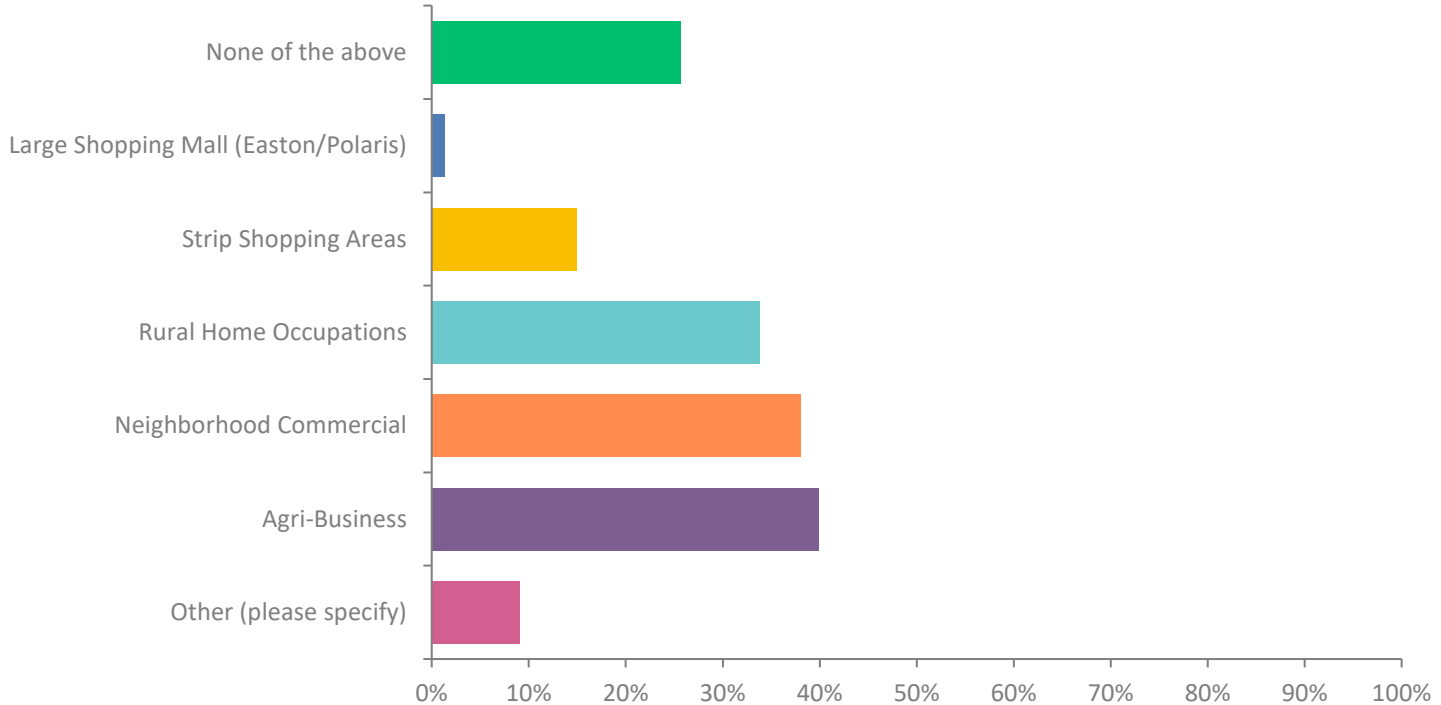
## Q13: Would You Consider Yourself:

Answered: 311 Skipped: 1

ANSWER CHOICES	RESPONSES	
Pro Growth	8.68%	27
Pro Limited Growth	60.13%	187
Anti Growth	15.11%	47
Strongly Anti Growth	13.50%	42
No Opinion	2.57%	8
TOTAL		311

# Q14: Which type(s) of commercial development would you like to see in the Township? Check all that apply.

Answered: 308 Skipped: 4



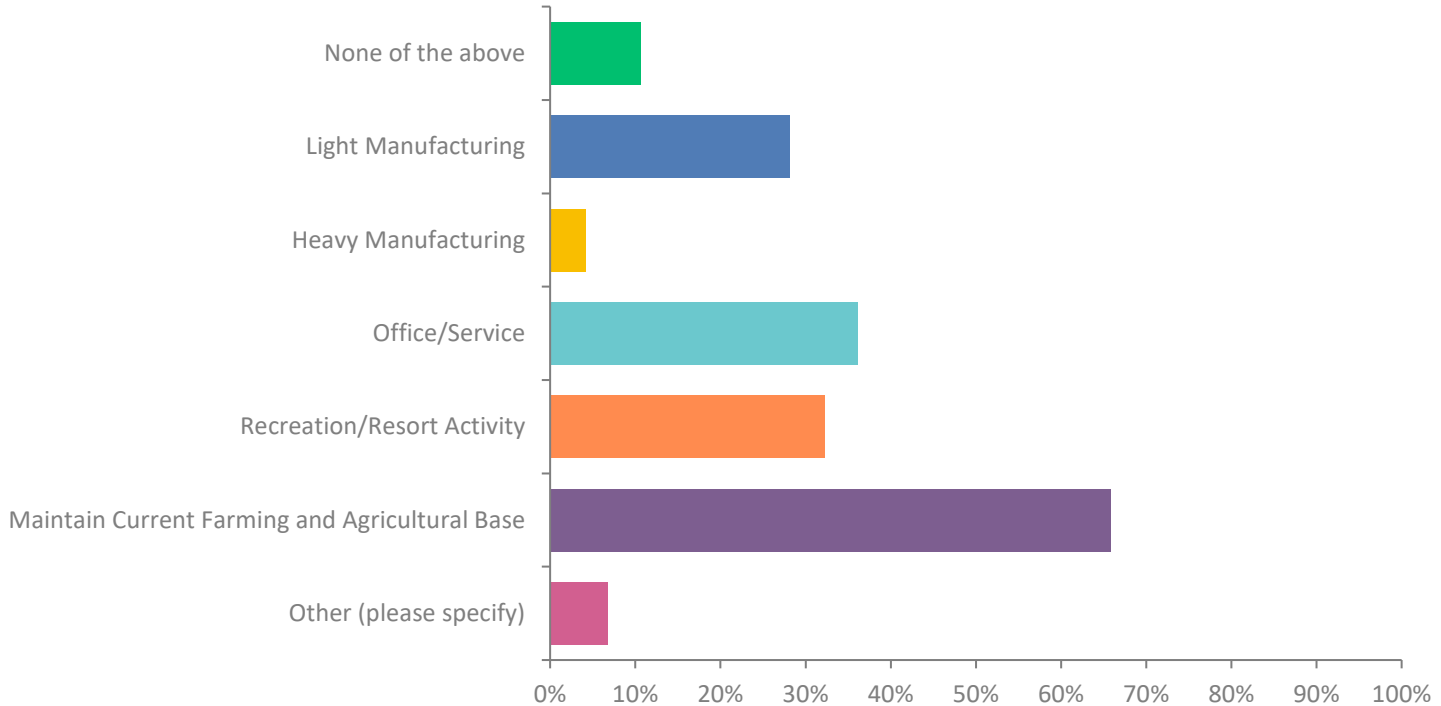
# Q14: Which type(s) of commercial development would you like to see in the Township? Check all that apply.

Answered: 308 Skipped: 4

ANSWER CHOICES	RESPONSES	
None of the above	25.65%	79
Large Shopping Mall (Easton/Polaris)	1.30%	4
Strip Shopping Areas	14.94%	46
Rural Home Occupations	33.77%	104
Neighborhood Commercial	37.99%	117
Agri-Business	39.94%	123
Other (please specify)	9.09%	28
<b>TOTAL</b>		<b>501</b>

# Q15: Which type(s) of job-creating employment opportunities would you like to see in the Township? Check all that apply.

Answered: 310 Skipped: 2



# Q15: Which type(s) of job-creating employment opportunities would you like to see in the Township? Check all that apply.

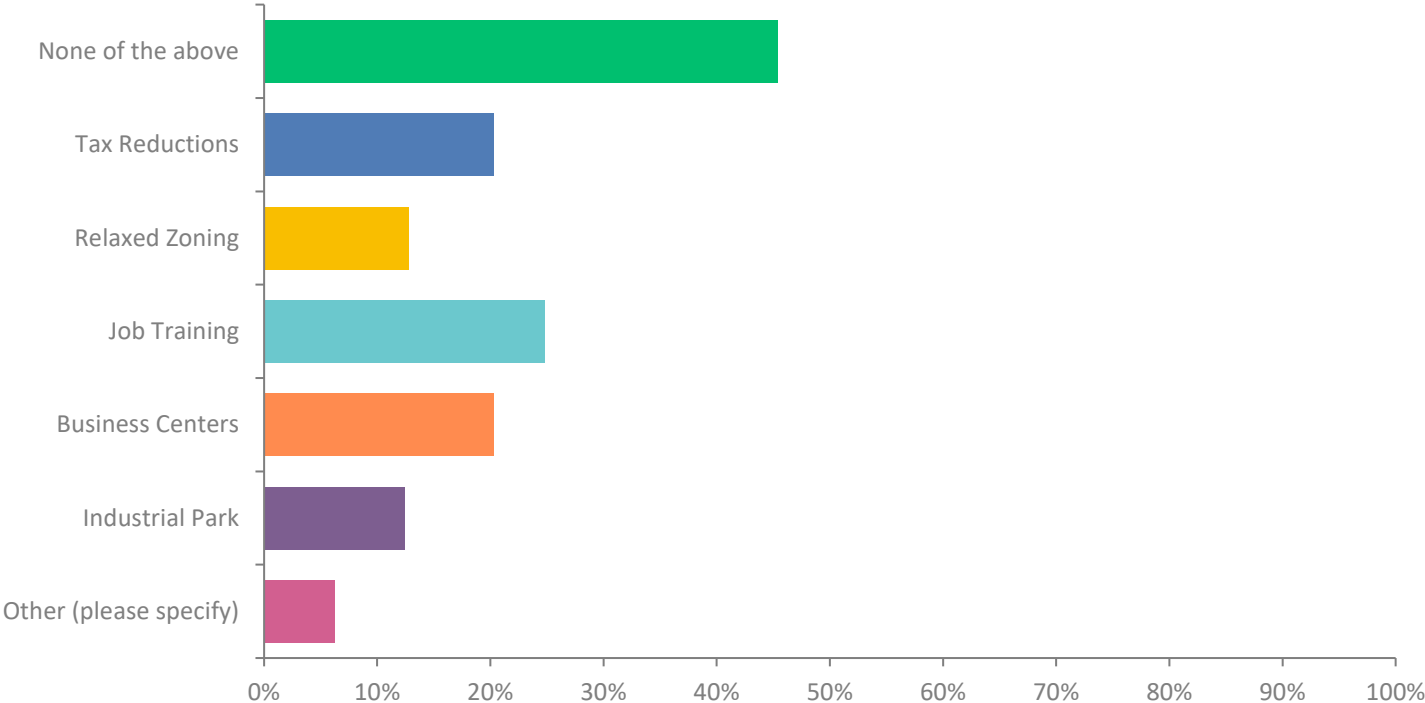
Answered: 310 Skipped: 2

ANSWER CHOICES	RESPONSES	
None of the above	10.65%	33
Light Manufacturing	28.06%	87
Heavy Manufacturing	4.19%	13
Office/Service	36.13%	112
Recreation/Resort Activity	32.26%	100
Maintain Current Farming and Agricultural Base	65.81%	204
Other (please specify)	6.77%	21
<b>TOTAL</b>		<b>570</b>



# Q16: What are methods of encouraging businesses/industry you would support?

Answered: 306 Skipped: 6



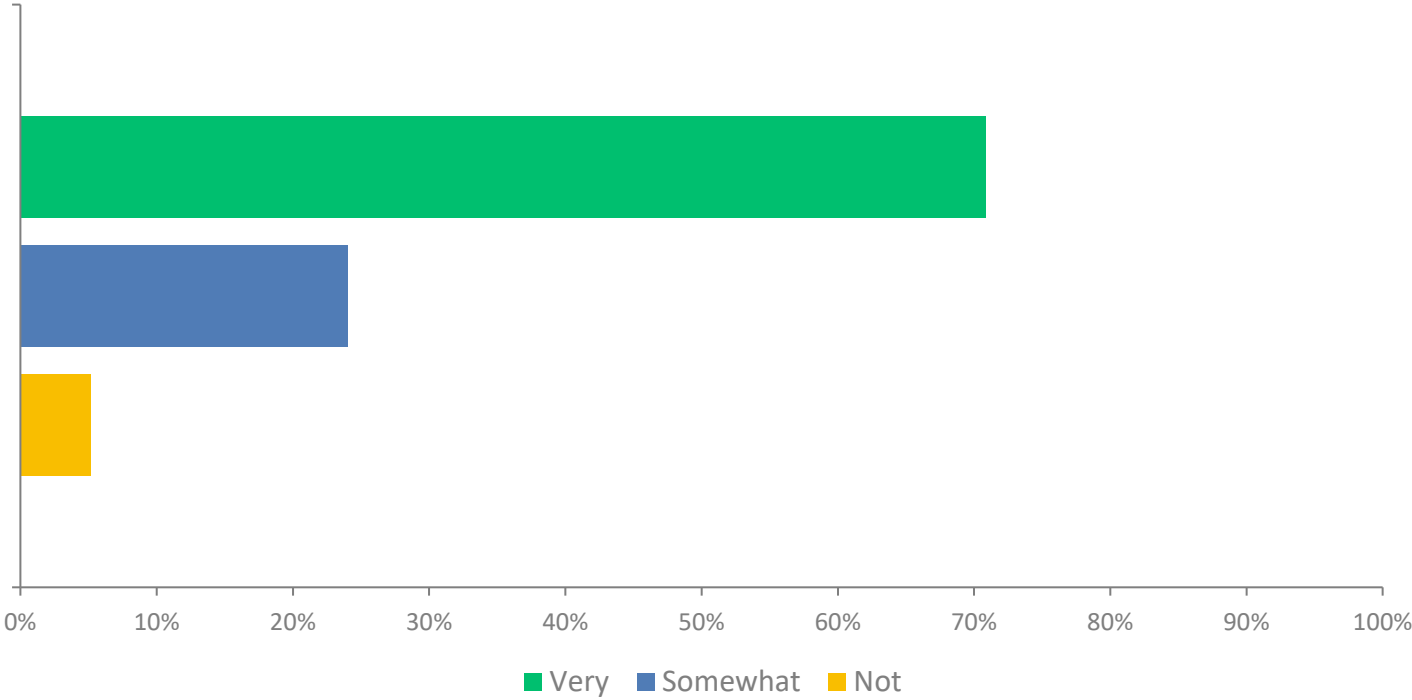
# Q16: What are methods of encouraging businesses/industry you would support?

Answered: 306 Skipped: 6

ANSWER CHOICES	RESPONSES	
None of the above	45.42%	139
Tax Reductions	20.26%	62
Relaxed Zoning	12.75%	39
Job Training	24.84%	76
Business Centers	20.26%	62
Industrial Park	12.42%	38
Other (please specify)	6.21%	19
<b>TOTAL</b>		<b>435</b>

# Q17: How concerned are you about increased car/truck traffic?

Answered: 312 Skipped: 0



## Q17: How concerned are you about increased car/truck traffic?

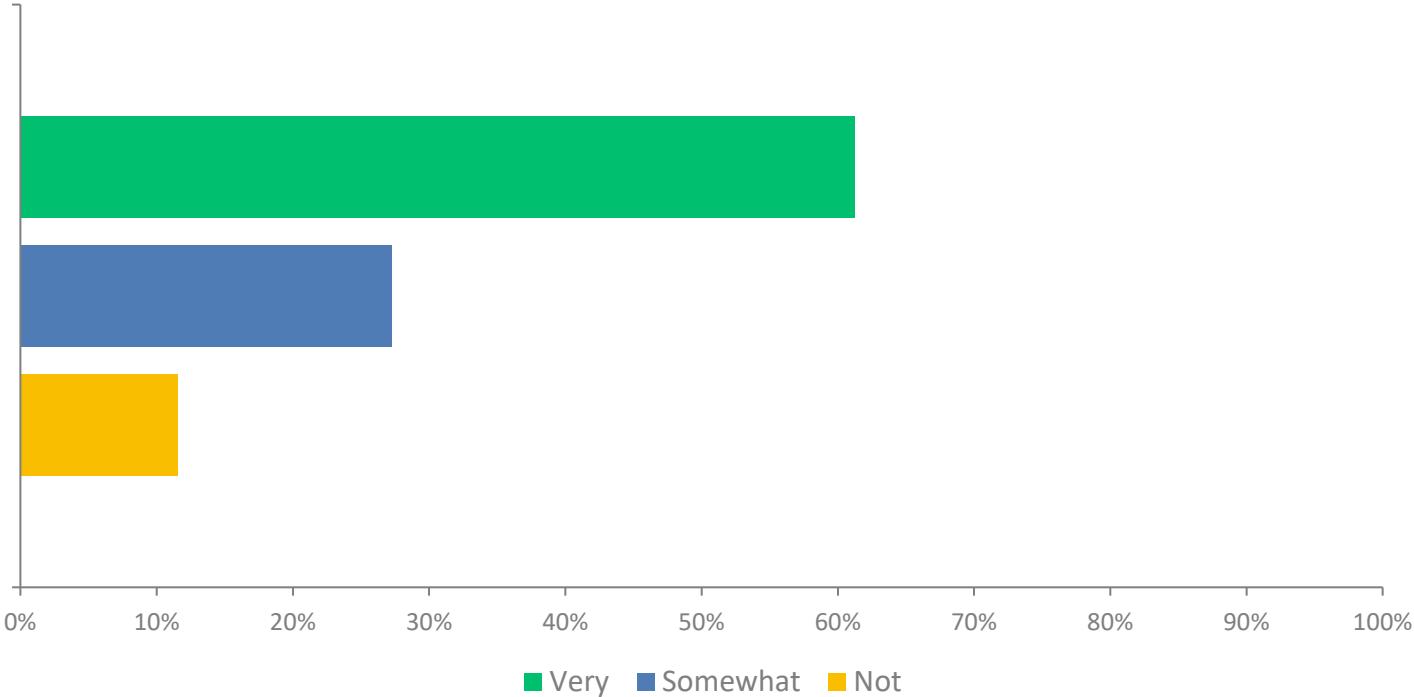
Answered: 312 Skipped: 0

	VERY	SOMEWHAT	NOT	TOTAL	WEIGHTED AVERAGE
	70.83%	24.04%	5.13%	312	0
	221	75	16		

---

# Q18: How concerned are you about large signs/billboards?

Answered: 312 Skipped: 0



## Q18: How concerned are you about large signs/billboards?

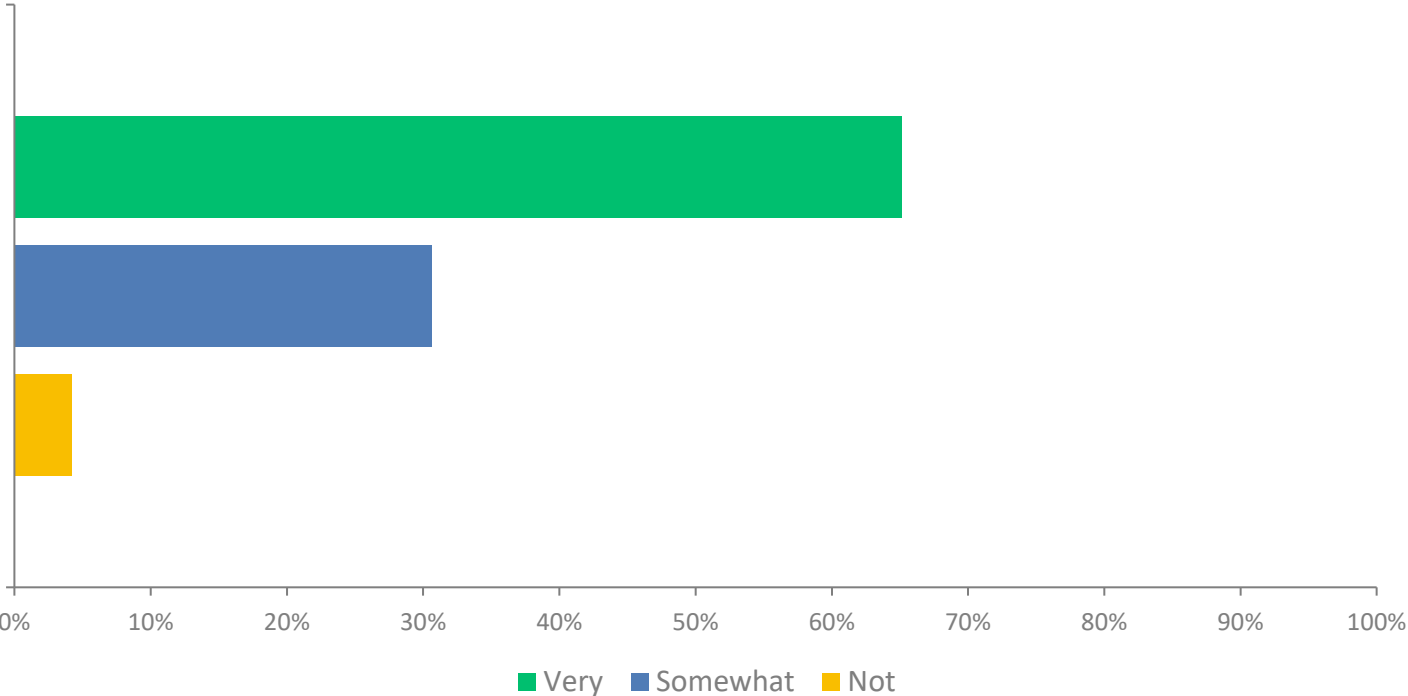
Answered: 312 Skipped: 0

	VERY	SOMEWHAT	NOT	TOTAL	WEIGHTED AVERAGE
	61.22%	27.24%	11.54%	312	0
	191	85	36		

---

# Q19: How concerned are you about the overall appearance of businesses?

Answered: 310 Skipped: 2



# Q19: How concerned are you about the overall appearance of businesses?

Answered: 310 Skipped: 2

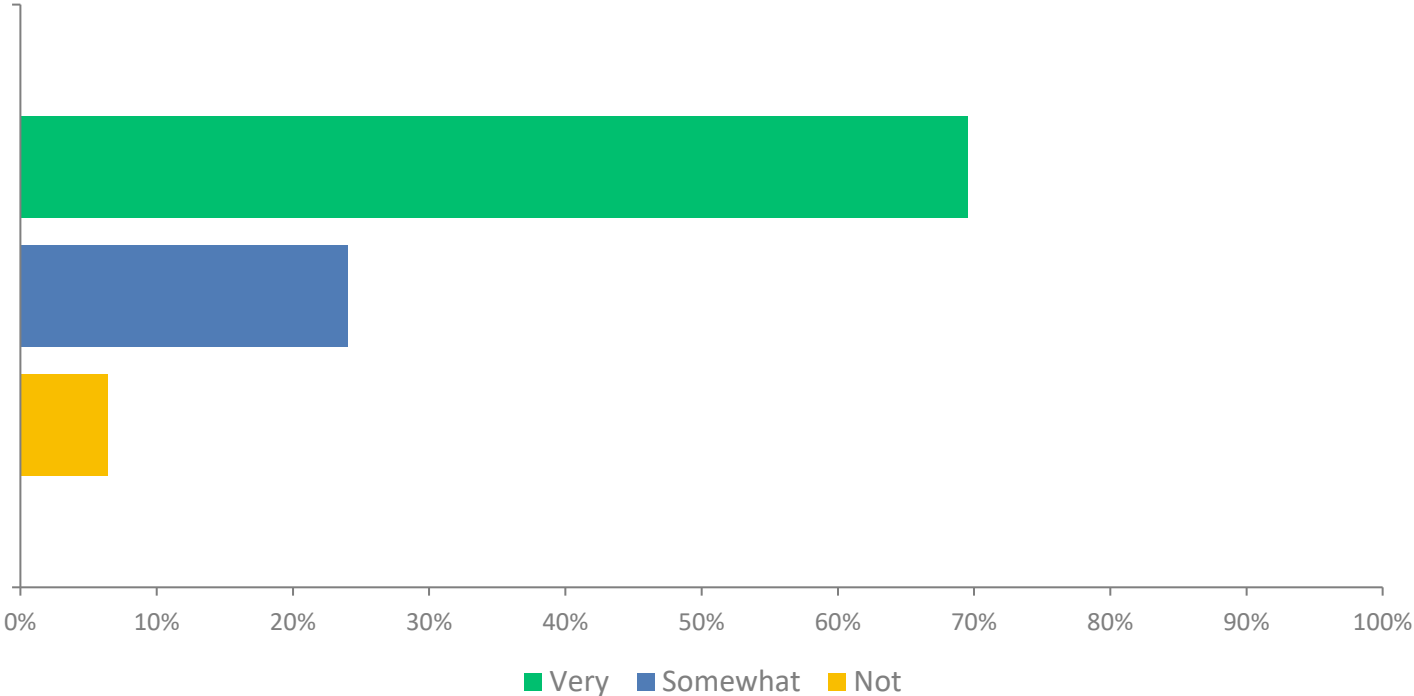
	VERY	SOMEWHAT	NOT	TOTAL	WEIGHTED AVERAGE
	65.16%	30.65%	4.19%	310	0
	202	95	13		

---



# Q20: How concerned are you about extensive business development?

Answered: 312 Skipped: 0



## Q20: How concerned are you about extensive business development?

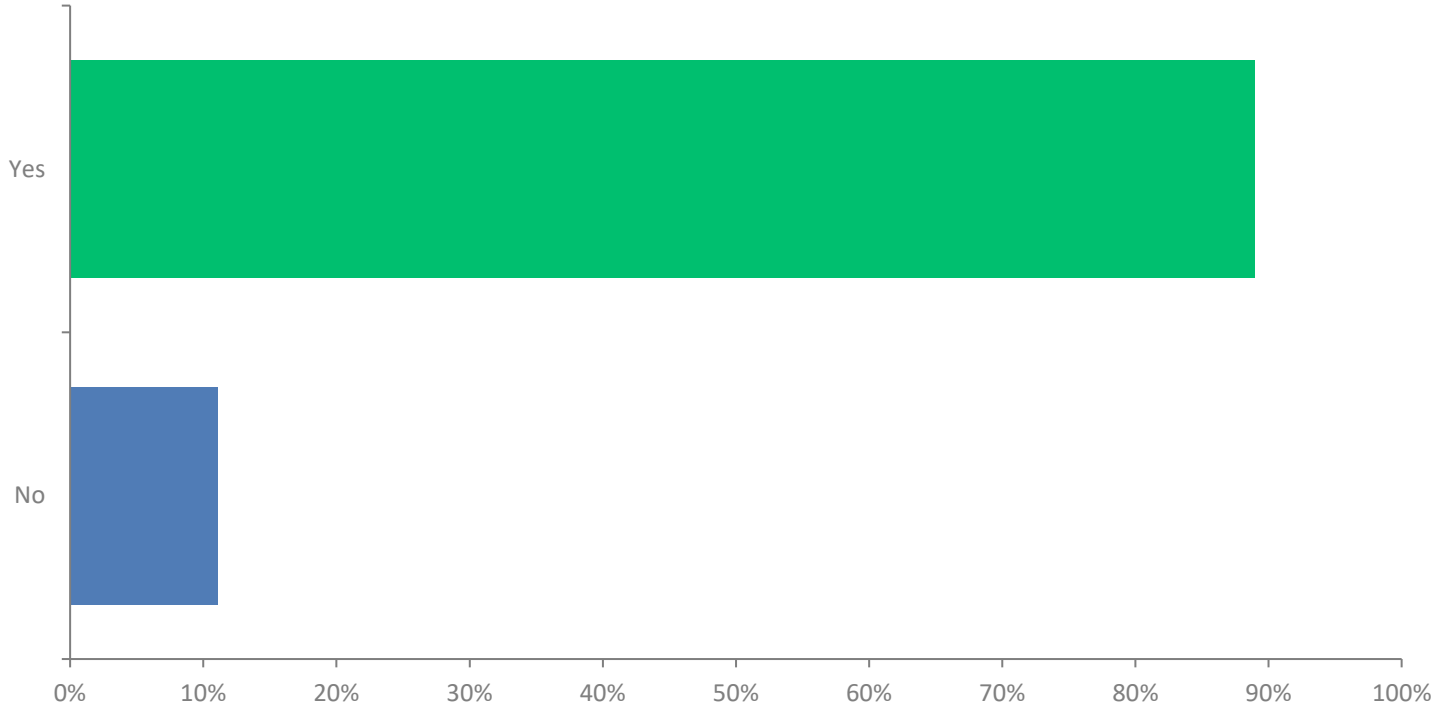
Answered: 312 Skipped: 0

	VERY	SOMEWHAT	NOT	TOTAL	WEIGHTED AVERAGE
	69.55%	24.04%	6.41%	312	0
	217	75	20		

---

# you be willing to support stricter land use planning, zoning and/or design standards in an effort to better plan and control such development?

Answered: 307 Skipped: 5



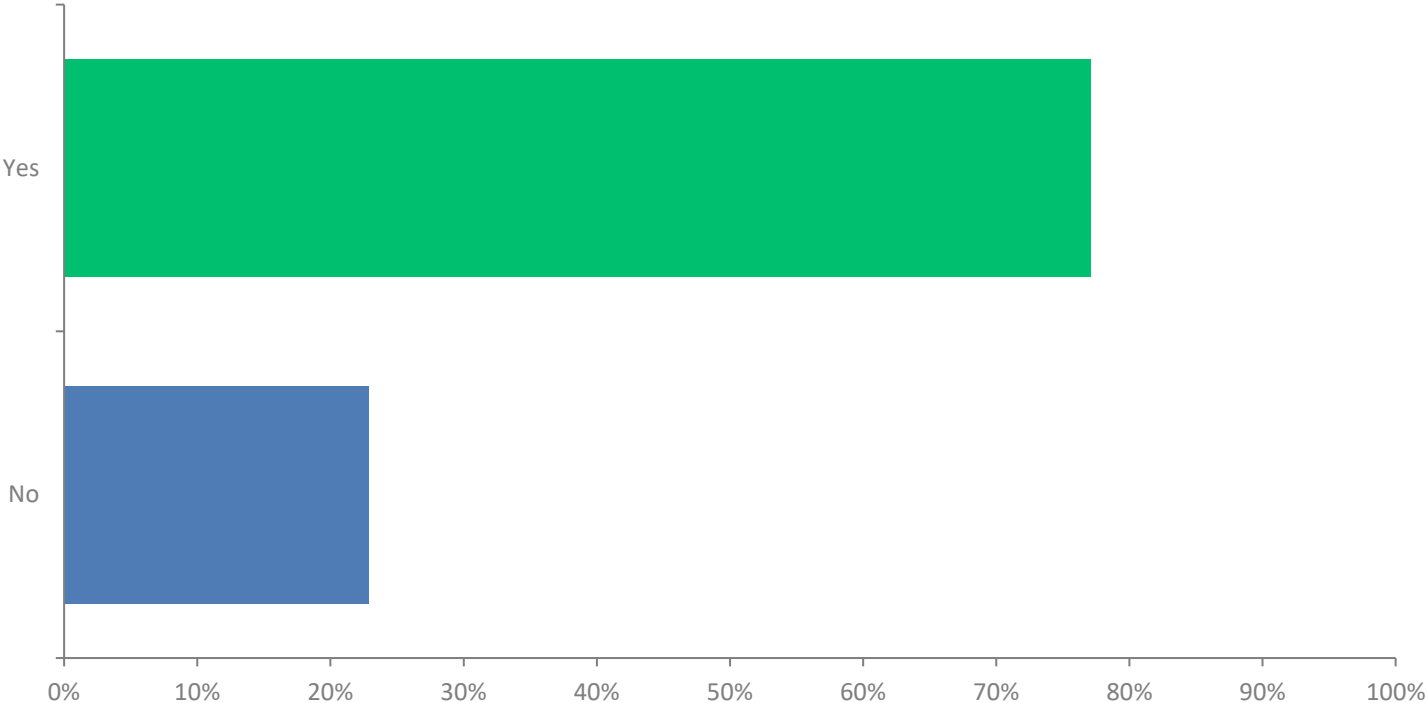
# you be willing to support stricter land use planning, zoning and/or design standards in an effort to better plan and control such development?

Answered: 307 Skipped: 5

ANSWER CHOICES	RESPONSES	
Yes	88.93%	273
No	11.07%	34
TOTAL		307

# Q22: Would you like to see more public parkland in St. Albans Township?

Answered: 306 Skipped: 6



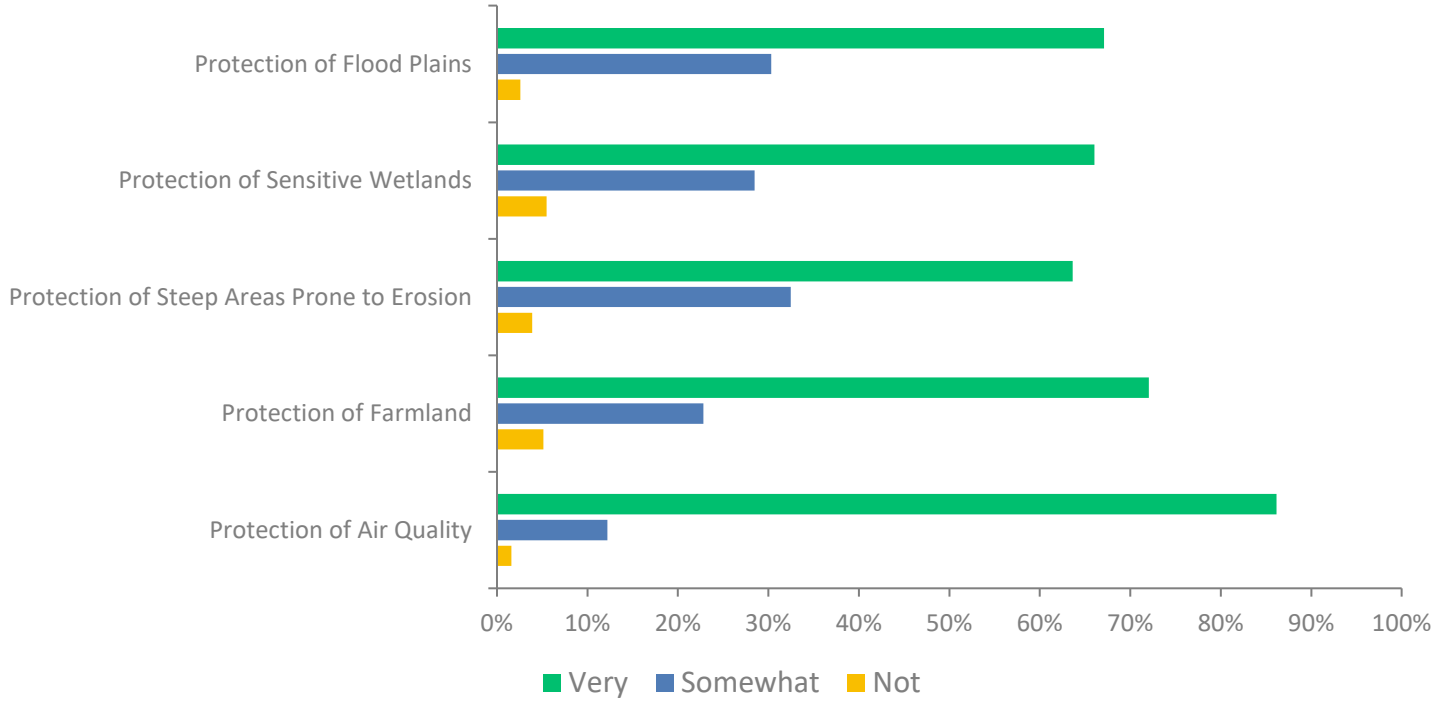
## Q22: Would you like to see more public parkland in St. Albans Township?

Answered: 306 Skipped: 6

ANSWER CHOICES	RESPONSES	
Yes	77.12%	236
No	22.88%	70
TOTAL		306

# Q23: How important is it to use land use planning and zoning in the following manner:

Answered: 312 Skipped: 0



## Q23: How important is it to use land use planning and zoning in the following manner:

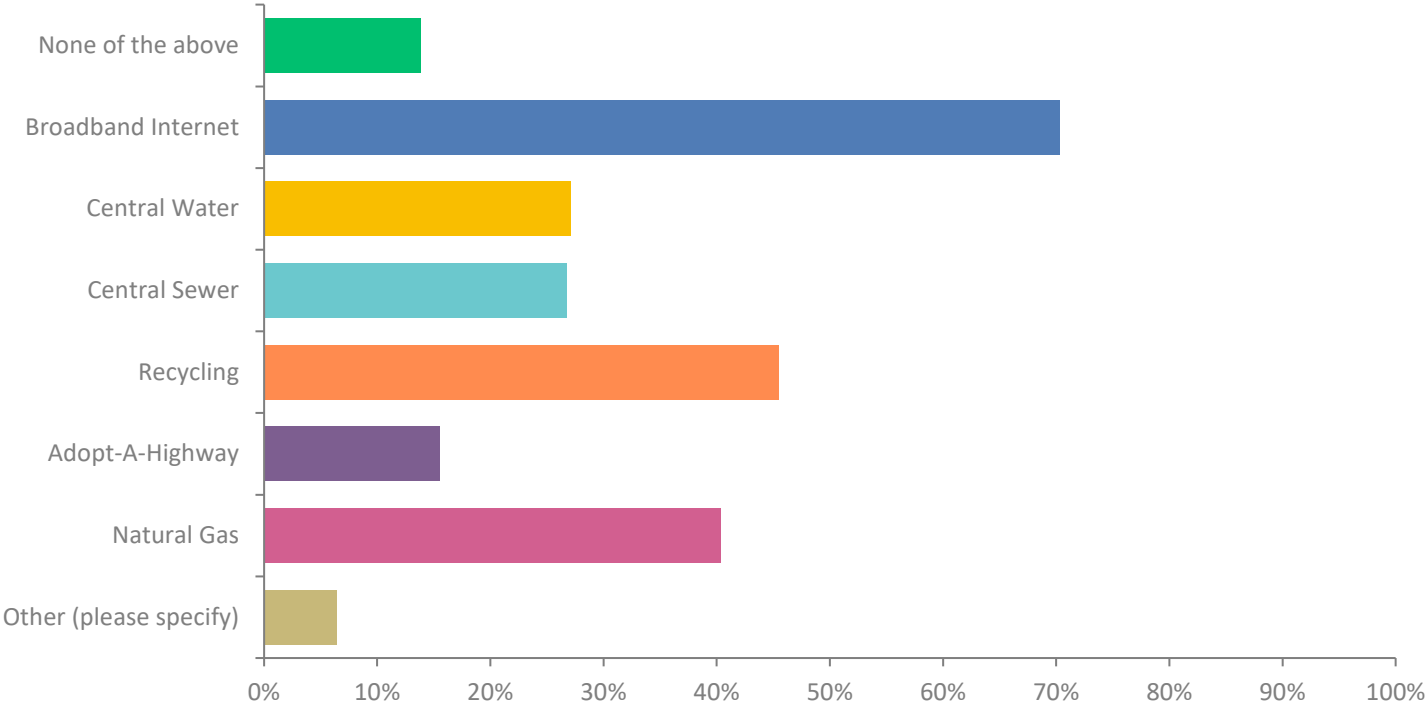
Answered: 312 Skipped: 0

	VERY	SOMEWHAT	NOT	TOTAL	WEIGHTED AVERAGE
Protection of Flood Plains	67.10% 208	30.32% 94	2.58% 8	310	1
Protection of Sensitive Wetlands	66.02% 204	28.48% 88	5.50% 17	309	1
Protection of Steep Areas Prone to Erosion	63.64% 196	32.47% 100	3.90% 12	308	1
Protection of Farmland	72.03% 224	22.83% 71	5.14% 16	311	1
Protection of Air Quality	86.17% 268	12.22% 38	1.61% 5	311	1



# Q24: Do you feel the following services are needed? Check all that apply.

Answered: 310 Skipped: 2



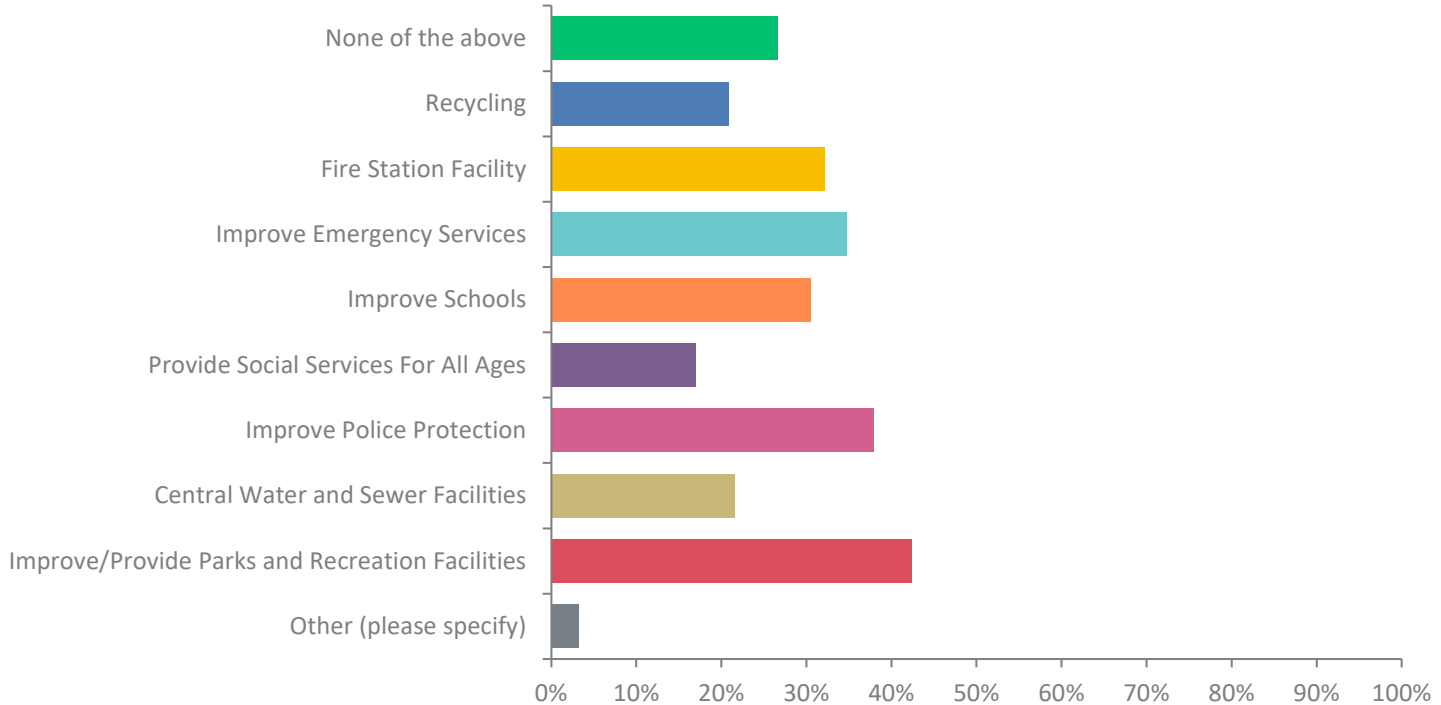
## Q24: Do you feel the following services are needed? Check all that apply.

Answered: 310 Skipped: 2

ANSWER CHOICES	RESPONSES	
None of the above	13.87%	43
Broadband Internet	70.32%	218
Central Water	27.10%	84
Central Sewer	26.77%	83
Recycling	45.48%	141
Adopt-A-Highway	15.48%	48
Natural Gas	40.32%	125
Other (please specify)	6.45%	20
<b>TOTAL</b>		<b>762</b>

# Q25: Items for which you would support an additional tax. Check all that apply.

Answered: 311 Skipped: 1



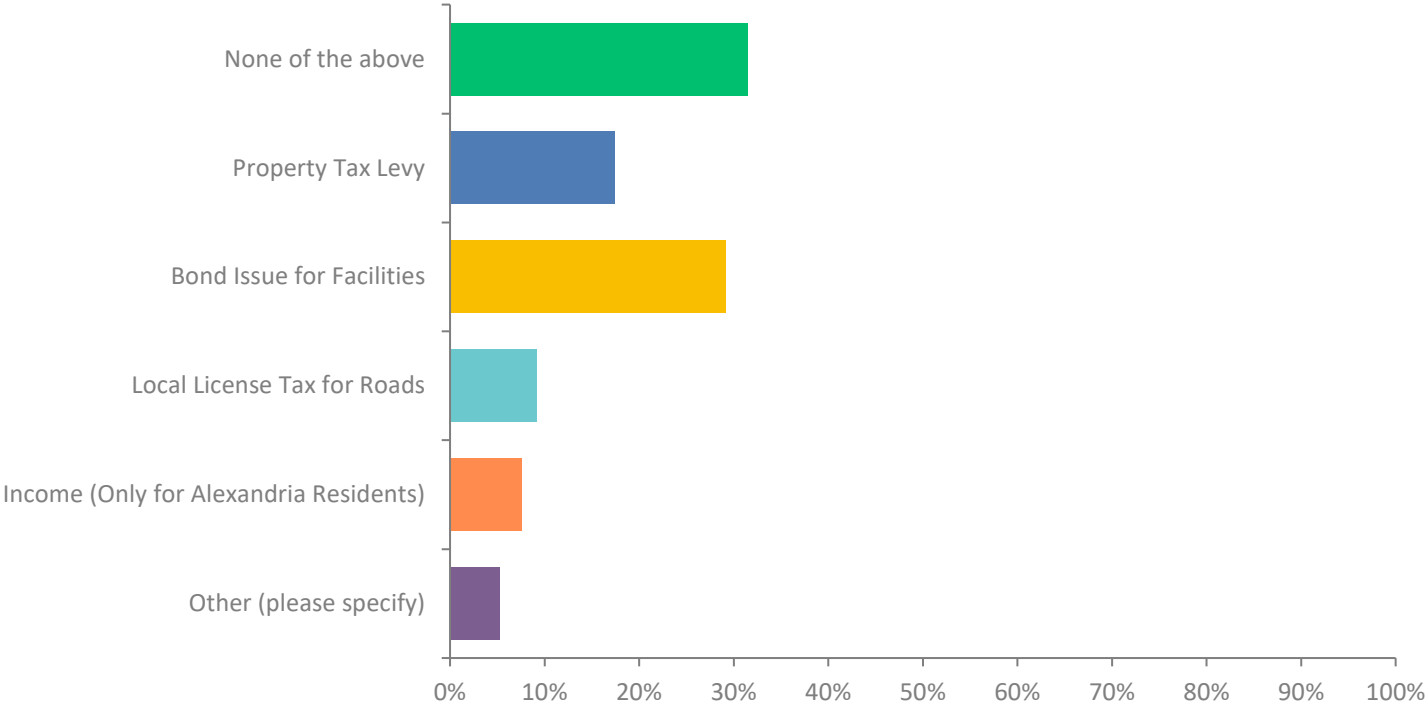
## Q25: Items for which you would support an additional tax. Check all that apply.

Answered: 311 Skipped: 1

ANSWER CHOICES	RESPONSES	
None of the above	26.69%	83
Recycling	20.90%	65
Fire Station Facility	32.15%	100
Improve Emergency Services	34.73%	108
Improve Schools	30.55%	95
Provide Social Services For All Ages	17.04%	53
Improve Police Protection	37.94%	118
Central Water and Sewer Facilities	21.54%	67
Improve/Provide Parks and Recreation Facilities	42.44%	132

# Q26: Which type of tax would you support for such services? Check all that apply.

Answered: 305 Skipped: 7



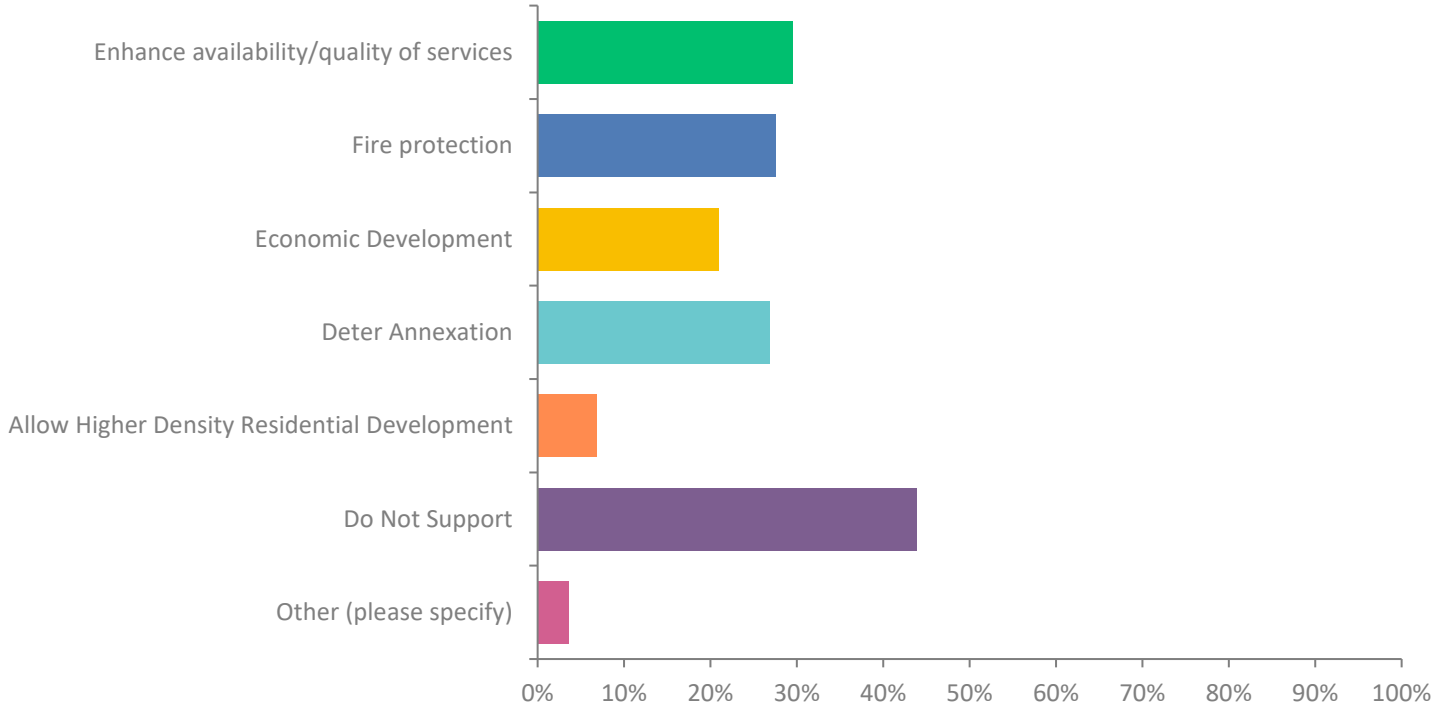
## Q26: Which type of tax would you support for such services? Check all that apply.

Answered: 305 Skipped: 7

ANSWER CHOICES	RESPONSES	
None of the above	31.48%	96
Property Tax Levy	17.38%	53
Bond Issue for Facilities	29.18%	89
Local License Tax for Roads	9.18%	28
Income (Only for Alexandria Residents)	7.54%	23
Other (please specify)	5.25%	16
TOTAL		305

# specific corridors (SR 161, SR 310, etc.) within St. Albans Township? Check all that apply.

Answered: 305 Skipped: 7



# specific corridors (SR 161, SR 310, etc.) within St. Albans Township? Check all that apply.

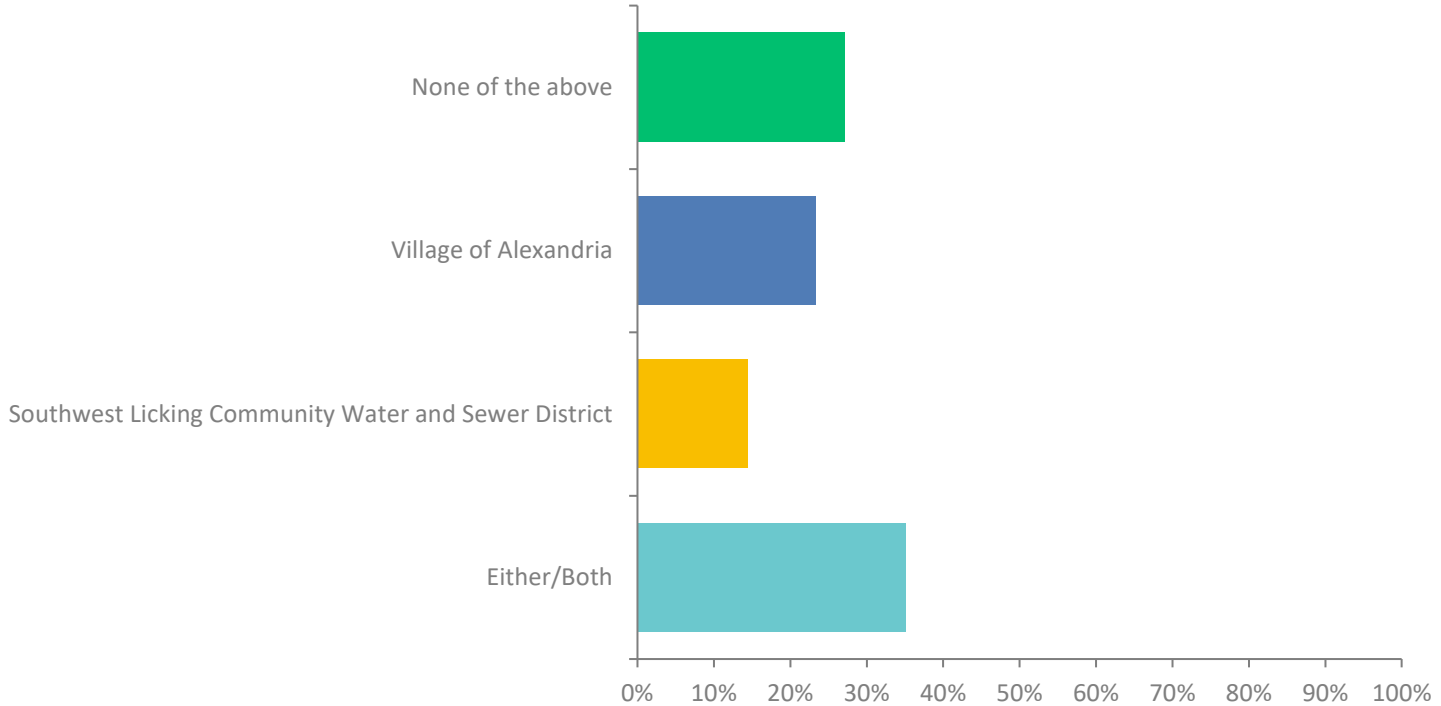
Answered: 305 Skipped: 7

ANSWER CHOICES	RESPONSES	
Enhance availability/quality of services	29.51%	90
Fire protection	27.54%	84
Economic Development	20.98%	64
Deter Annexation	26.89%	82
Allow Higher Density Residential Development	6.89%	21
Do Not Support	43.93%	134
Other (please specify)	3.61%	11
<b>TOTAL</b>		<b>486</b>



# services to specific corridors (SR 161, SR 310, etc.) in St. Albans Township?

Answered: 299 Skipped: 13



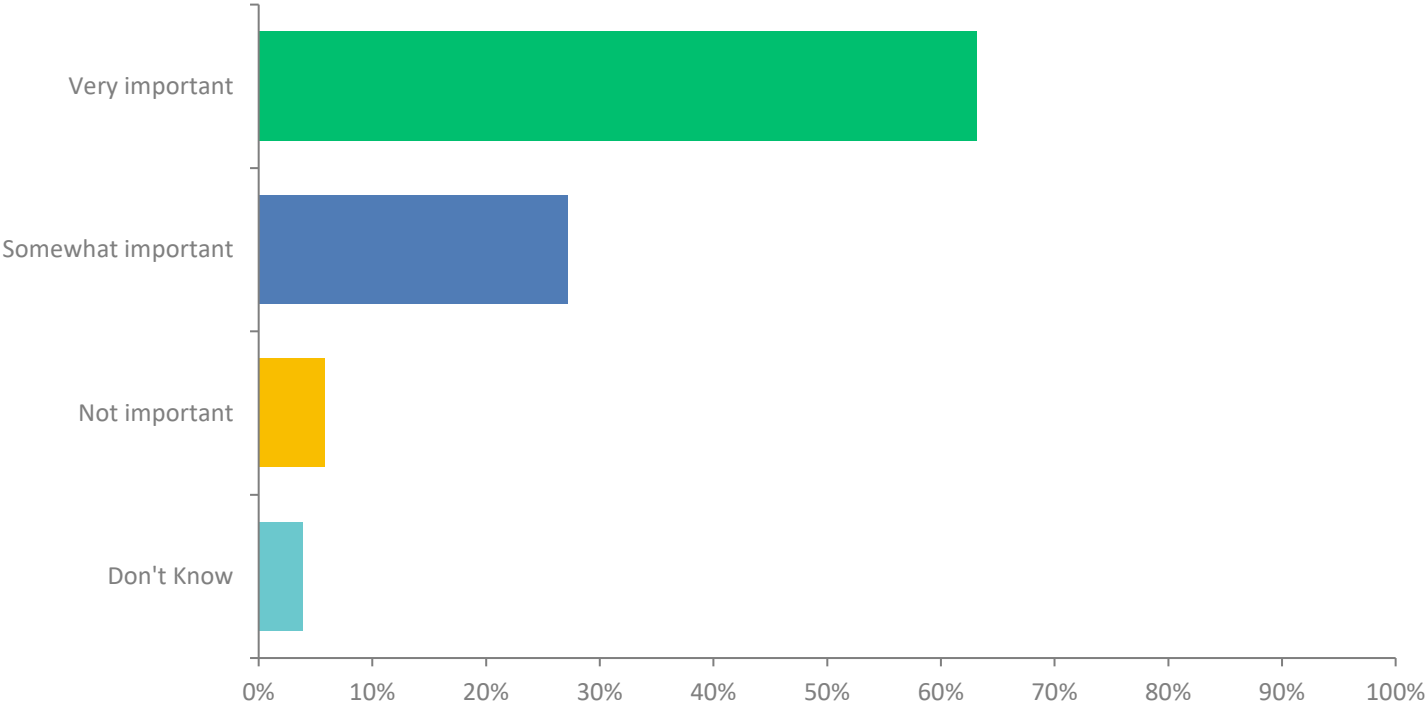
# services to specific corridors (SR 161, SR 310, etc.) in St. Albans Township?

Answered: 299 Skipped: 13

ANSWER CHOICES	RESPONSES	
None of the above	27.09%	81
Village of Alexandria	23.41%	70
Southwest Licking Community Water and Sewer District	14.38%	43
Either/Both	35.12%	105
<b>TOTAL</b>		<b>299</b>

# Q29: In your opinion, is it important to work with adjacent communities to coordinate growth?

Answered: 309 Skipped: 3



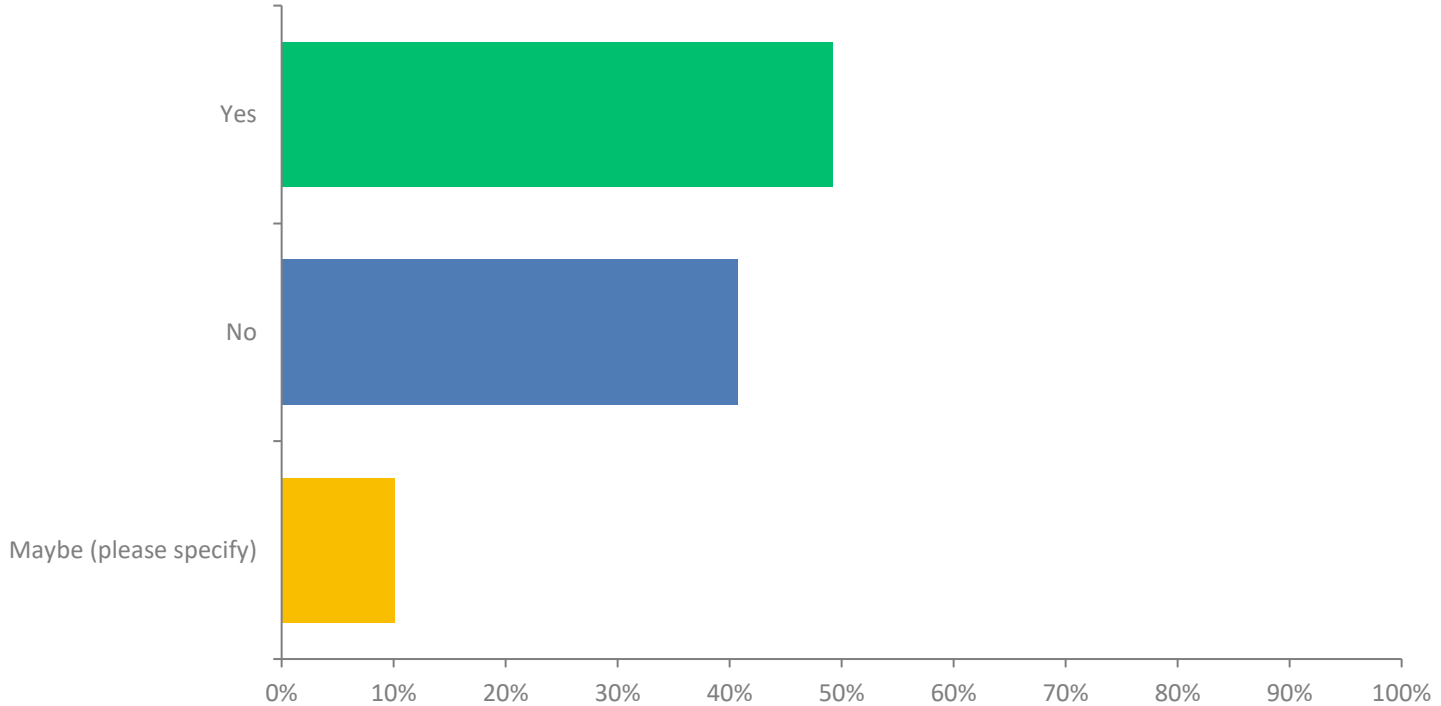
## Q29: In your opinion, is it important to work with adjacent communities to coordinate growth?

Answered: 309 Skipped: 3

ANSWER CHOICES	RESPONSES	
Very important	63.11%	195
Somewhat important	27.18%	84
Not important	5.83%	18
Don't Know	3.88%	12
TOTAL		309

# Q30: Do you think the bike path system should be strategically expanded for recreation and possibly commuting purposes in the Township?

Answered: 307 Skipped: 5



# Q30: Do you think the bike path system should be strategically expanded for recreation and possibly commuting purposes in the Township?

Answered: 307 Skipped: 5

ANSWER CHOICES	RESPONSES	
Yes	49.19%	151
No	40.72%	125
Maybe (please specify)	10.10%	31
TOTAL		307